


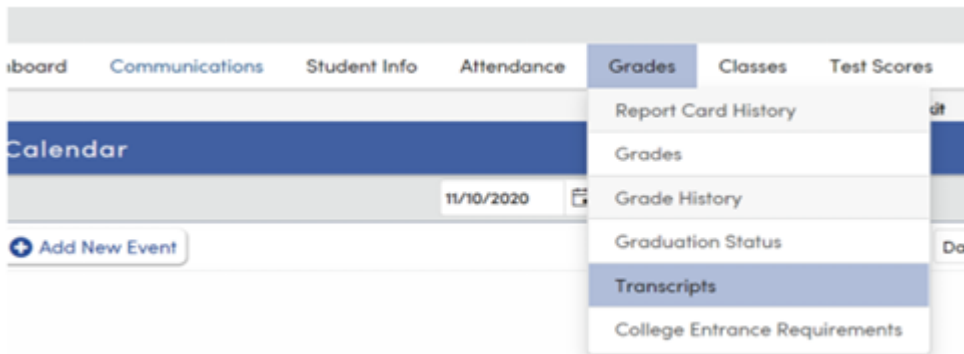
How to Access Your Transcript

Log in to the AERIES Student/Parent Portal: <http://parent.rocklinusd.org> (same for students and parents)

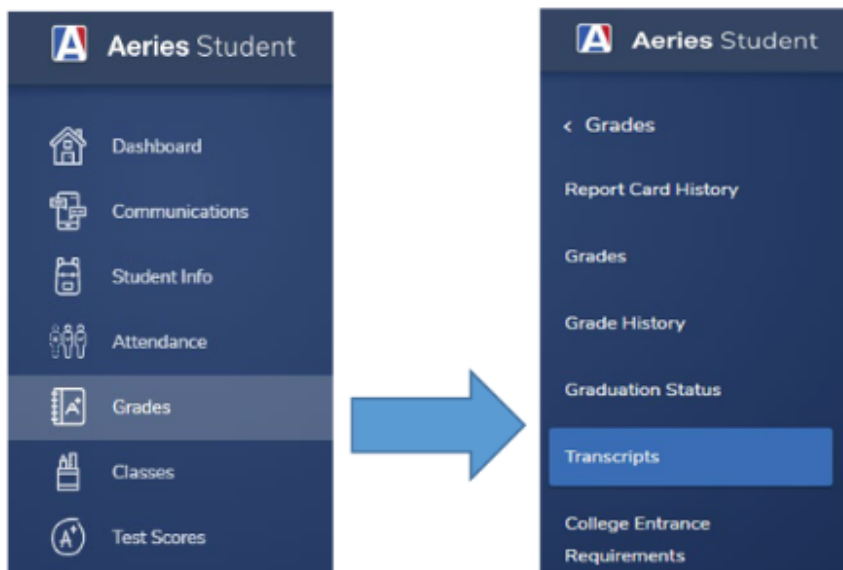
Rocklin Unified School District



Access your transcript: AERIES Web View:



AERIES Mobile View:



Download your transcript:

Go to the top right corner and click the 3 dots & select print



The screenshot shows a web browser window with a transcript table on the left and a menu on the right. The table has columns for 'Mark', 'Atmp', 'Comp', 'Special Crs Title', 'Indicators', and 'More'. The 'More' column contains 'More' buttons. The menu on the right includes options like 'New tab', 'History', 'Print...', 'Cast...', 'Send to DO-19LVANVLLET2', 'Translate to English', 'View page source', and 'Inspect'. The 'Print...' option is highlighted.

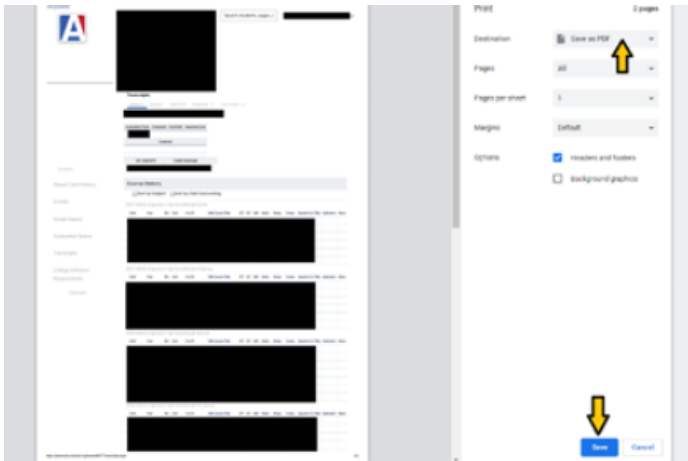
Mark	Atmp	Comp	Special Crs Title	Indicators	More
1-	5.00	5.00			More
1-	5.00	5.00			More
1	5.00	5.00			More
1	5.00	5.00			More
1+	5.00	5.00			More
1-	5.00	5.00			More

You can also right-click and select "Print"

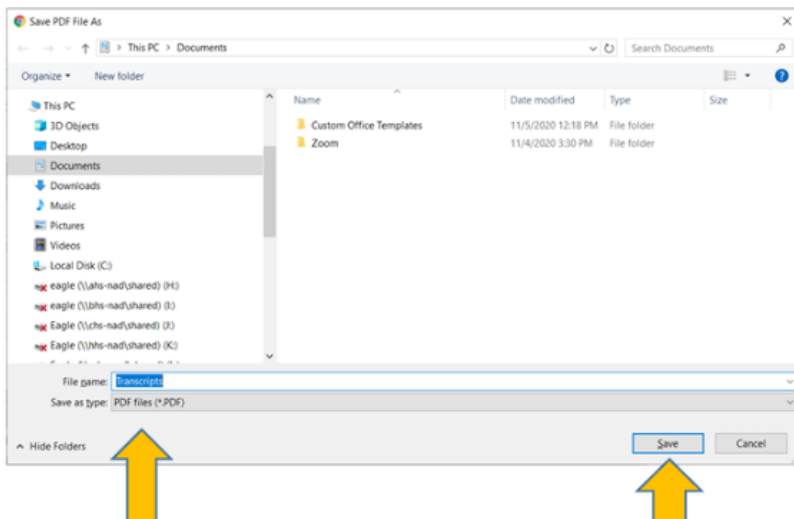
The screenshot shows a right-click context menu with various options. The 'Print...' option is highlighted. The menu includes options like 'Back', 'Forward', 'Reload', 'Save as...', 'Cast...', 'Send to DO-19LVANVLLET2', 'Translate to English', 'View page source', and 'Inspect'.

Back	Alt+Left Arrow
Forward	Alt+Right Arrow
Reload	Ctrl+R
Save as...	Ctrl+S
Print...	Ctrl+P
Cast...	
Send to DO-19LVANVLLET2	
Translate to English	
View page source	Ctrl+U
Inspect	Ctrl+Shift+I

**Save your transcript:
For Destination select "Save as PDF"
Click "Save at the bottom**



**Name your transcript - include your full name
Confirm: Save as Type: PDF file (*.PDF)
Click "Save" to save your transcript to your computer**



Success!



**REMEMBER: This is NOT your official transcript - this is an unofficial copy
Your official transcript comes from your school Registrar (signed, stamped and sealed), it
does not come from AERIES**